


CENTURION®

DRESSINGS AND SECUREMENT PRODUCTS

Your single source for
catheter site care.



The products in this brochure are available individually packaged or for inclusion in custom Centurion procedure trays. (Some exceptions may apply.) Product availability may vary; check with your representative for details.

SHIELD Comparison Chart 1

SorbaView® SHIELD
DRESSING WITH BUILT-IN SHIELD TECHNOLOGY 2

Dressing Comparison Chart 3

SorbaView® Ultimate
WINDOW DRESSING 5

SorbaView® 2000
WINDOW DRESSING 6

SecureView® Port
WINDOW DRESSING 7

VersaDerm® 2000
FABRIC BORDER DRESSING 8

SiteGuard®
TRANSPARENT DRESSING 9

Island Dressing
ABSORBENT DRESSING 10

Securement Comparison Chart 11

HubGuard®
CATHETER SECUREMENT 13

LineGuard™
J-LOOP SECUREMENT 14

WingGuard®
PICC SECUREMENT 15

Tubing Anchor 16

Tape Strips
UNIVERSAL & PRE-CUT 17

Security Systems
ALL-INCLUSIVE 18

Recommended Products for all Sites 19

Comparison Charts for all Products 20

SorbaView[®] SHIELD

COMPARISON CHART

SHIELD PRODUCT LINE	ARTERIAL	PERIPHERAL IV	PICC	IMPLANTED PORT*	CVC SUBCLAVIAN	CVC JUGULAR	CVC FEMORAL
SorbaView[®] SHIELD Window Dressing featuring built-in SHIELD Technology for maximum catheter securement in one step.	✓	✓	✓	✓	✓	✓	✓

*Depending on size of huber needle



PHOTO SHOWN IS SV37UDT.

SorbaView® SHIELD

Window Dressing featuring built-in SHIELD Technology for maximum catheter securement in one step.

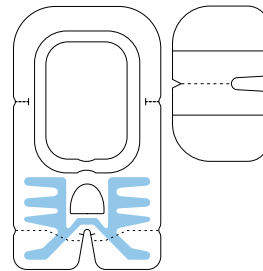
SORBAVIEW SHIELD:

- One-step application; both a dressing and securement device
- Provides longest-lasting wear times
- Reinforced securement zones preserve site integrity under the most stressful conditions
- Patient label attached to back of SHIELD Dressing

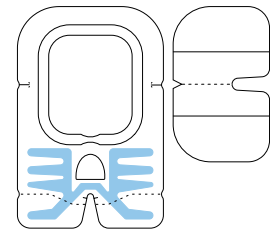
FOR THE FOLLOWING ANATOMICAL SITES:

- Arterial
- Peripheral IV
- PICC
- Implanted Port
- CVC-Subclavian
- CVC-Jugular
- CVC-Femoral

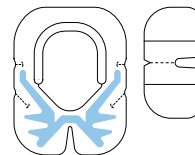
RECOMMENDED SITES	CODE NUMBER	SIZE
PICC Implanted Port CVC-Subclavian CVC-Jugular CVC-Femoral	SV37UDT	3.75" x 6.25"
PICC Implanted Port CVC-Subclavian CVC-Jugular CVC-Femoral	SV353UDT	3.75" x 5.5"
Arterial Peripheral IV Implanted Port CVC-Subclavian CVC-Jugular CVC-Femoral	SV254UDT	2.5" x 4"
Arterial Peripheral IV	SV233UDT	2.625" x 3.5625"



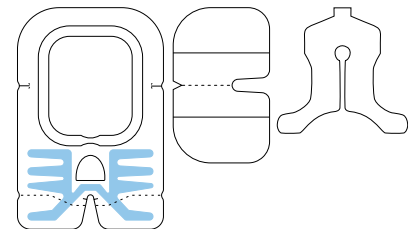
SV37UDT
(includes tape strip for removal)
SV37BPUdT
(includes BIOPATCH® Protective Disk with CHG*)
SV37FL24XT
(includes 2"x24" tape strip perforated every 6")



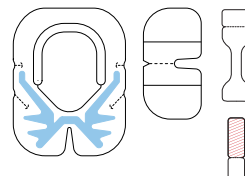
SV353UDT
SV353BPUdT
(includes BIOPATCH)
SV353AFXT
(with adhesive free zone in window)
SV353AFBPXT
(with adhesive free zone and BIOPATCH)



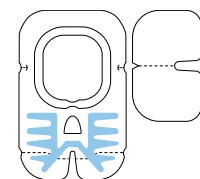
SV233UDT



SV353UDTHG
(includes HubGuard®)




SV233DBSXT
(includes HubGuard®)



SV254UDT
SV254AFXT
(with adhesive free zone in window)
SV254BPUdT
(includes BIOPATCH)
SV254AFBPXT
(with adhesive free zone and BIOPATCH)

U.S. Patent No. 7,294,752; other patents issued and pending
*BIOPATCH® is a registered trademark, ETHICON, INC.

 Shading denotes double-sided adhesive area

Dressing Products

COMPARISON CHART

DRESSING PRODUCT LINE	ARTERIAL	PERIPHERAL IV	PICC	IMPLANTED PORT	CVC SUBCLAVIAN	CVC JUGULAR	CVC FEMORAL
SorbaView® Ultimate Window Dressing with fabric border and non-adherent absorbent pad. Featuring Centurion Ultimate Film.			✓	✓	✓	✓	✓
SorbaView® 2000 Window Dressing with fabric border and non-adherent absorbent pad.	✓	✓	✓	✓	✓	✓	✓
SecureView® Port Window Dressing with fabric border. Features adhesive-free zone in center of window.				✓	✓	✓	✓
VersaDerm® 2000 Window Dressing with fabric border.		✓					
SiteGuard® Transparent film dressing.	✓	✓	✓	✓	✓	✓	✓
Island Dressing Absorbent dressing with non-adherent pad and adhesive border.	✓	✓		✓	✓	✓	✓

✓ RECOMMENDED



SorbaView® Ultimate

WINDOW DRESSING

Window Dressing with fabric border and non-adherent absorbent pad. Featuring Centurion Ultimate Film.

5



SorbaView® 2000

WINDOW DRESSING

Window Dressing with fabric border and non-adherent absorbent pad.

6



SecureView® Port

WINDOW DRESSING

Window Dressing with fabric border. Features adhesive-free zone in center of window.

7



VersaDerm® 2000

FABRIC BORDER DRESSING

Window Dressing with fabric border.

8



SiteGuard®

TRANSPARENT DRESSING

Transparent film dressing.

9



Island Dressing

ABSORBENT DRESSING

Absorbent dressing with non-adherent pad and adhesive border.

10



PHOTO SHOWN IS SV44UXT.

SorbaView® Ultimate

Window Dressing with fabric border and non-adherent absorbent pad.

Featuring Centurion® Ultimate Film™.

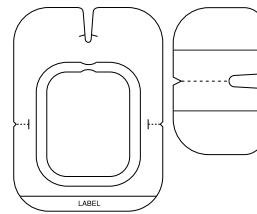
SORBAVIEW ULTIMATE WINDOW DRESSING:

Our highest quality material Ultimate Film and absorbent pad work together to prevent moisture build up. Protective, breathable and comfortable.

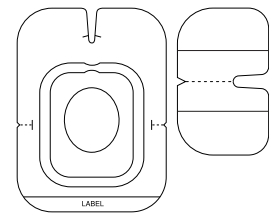
FOR THE FOLLOWING ANATOMICAL SITES:

- PICC
- Implanted Port
- CVC-Subclavian
- CVC-Jugular
- CVC-Femoral

RECOMMENDED SITES	CODE NUMBER	SIZE
PICC Implanted Port CVC-Subclavian CVC-Jugular CVC-Femoral	SV41AFXT	3.75" x 5.125"
PICC Implanted Port CVC-Subclavian CVC-Jugular CVC-Femoral	SV41UDXT	3.75" x 5.125"
PICC Implanted Port CVC-Subclavian CVC-Jugular CVC-Femoral	SV44UXT*	4.75" x 4.25"
PICC Implanted Port CVC-Subclavian CVC-Jugular CVC-Femoral	SV44UXT2*	4.75" x 4.25"
PICC Implanted Port CVC-Subclavian CVC-Jugular CVC-Femoral	SV60UXT	4.375" x 5.75"
PICC Implanted Port CVC-Subclavian CVC-Jugular CVC-Femoral	SV60NXT	4.375" x 5.75"

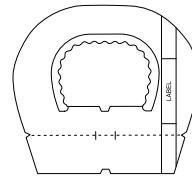


SV41UDXT

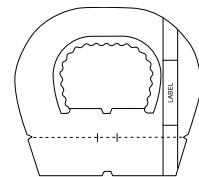


SV41AFXT
with adhesive free zone in window

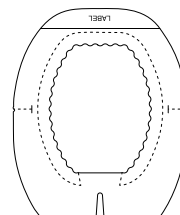
SV41AFXBP
(includes BIOPATCH)



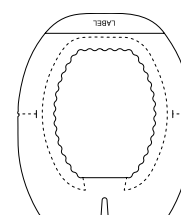
SV44UXT*



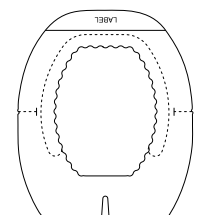
SV44UXT2*



SV60UXT



SV60NXT



SV65UNX
See "PICC Security System,"
Page 18

U.S. Patent No. 6,841,715

* U.S. Patent No. 7,025,749



PHOTO SHOWN IS SV55XT.

SorbaView® 2000

Window Dressing with fabric border and non-adherent absorbent pad.

SORBAVIEW 2000 WINDOW DRESSING:

Designed with recommendations from nurses
 Meets CDC recommendations for seven-day dressing change protocol
 Easy to apply: won't stick to itself during application

FOR THE FOLLOWING ANATOMICAL SITES:

Arterial
 Peripheral IV
 PICC
 Implanted Port
 CVC-Subclavian
 CVC-Jugular
 CVC-Femoral

RECOMMENDED SITES	CODE NUMBER	SIZE
Arterial/Peripheral IV	SV15XT	2" x 1.75"
Arterial/Peripheral IV	SV30N2XT	2.5" x 3"
Arterial/Peripheral IV	SV30NVST	2.5" x 3"
Arterial/Peripheral IV	SV30NXT	2.5" x 3"
Arterial/Peripheral IV	SV30NXT3	2.5" x 3"
Arterial/Peripheral IV	SV30VST	2.5" x 3"
Arterial/Peripheral IV	SV30XT	2.5" x 3"
PICC Implanted Port CVC-Subclavian CVC-Jugular CVC-Femoral	SV40XT	3.75" x 5"
Implanted Port CVC-Subclavian CVC-Jugular CVC-Femoral	SV46XT	4" x 4"
"	SV46VST	4" x 4"
"	SV48NFST	4" x 7"
"	SV48VXT	4" x 7"
"	SV55XT	4.5" x 4.5"
"	SV80FST	5" x 6.5"
"	SV80XT	5" x 6.5"

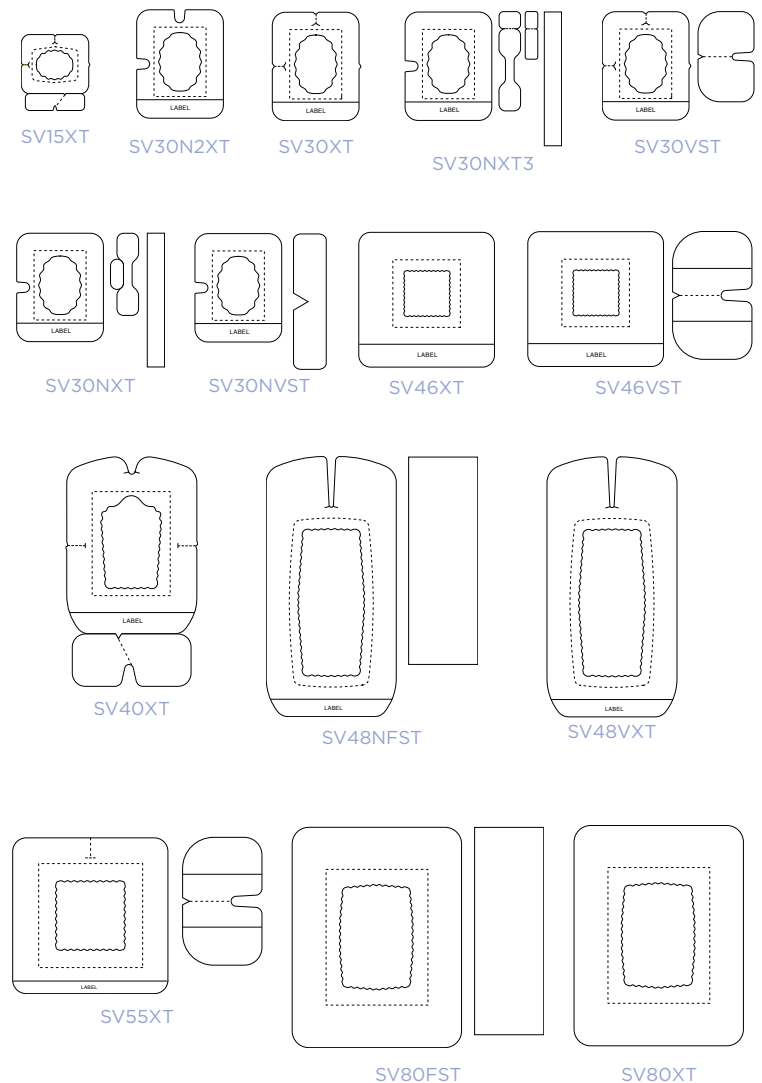




PHOTO SHOWN IS SCVP44XT.

SecureView® Port

Window Dressing with fabric border. Features an adhesive-free zone in center of window.

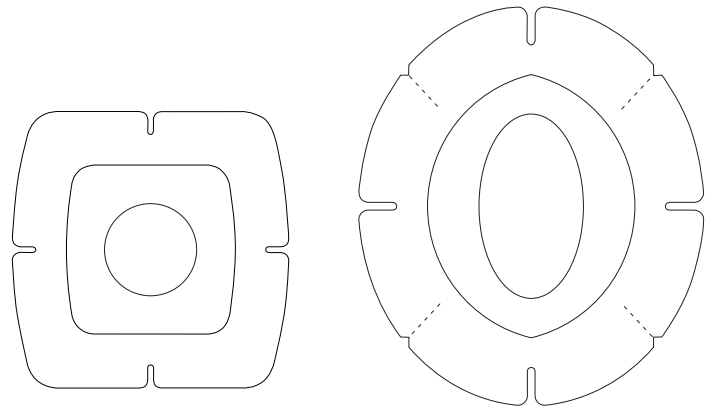
SECUREVIEW PORT WINDOW DRESSING:

Specifically designed to better accommodate safety huber needles
Adhesive free zone won't stick to wings or activate safety devices during removal

FOR THE FOLLOWING ANATOMICAL SITES:

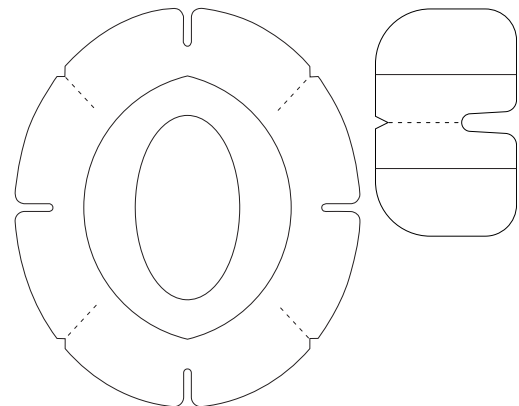
Implanted Port

RECOMMENDED SITES	CODE NUMBER	SIZE
Implanted Port	SCVP44XT	4.5" x 4.5"
Implanted Port	SCVP66XT	5.5" x 6.5"
Implanted Port	SCP66VXT	5.5" x 6.5"



SCVP44XT

SCVP66XT



SCP66VXT



PHOTO SHOWN IS VSD30NST.

VersaDerm® 2000

Window Dressing with fabric border.

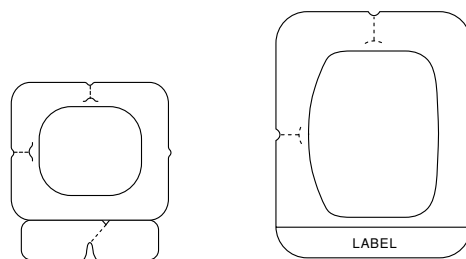
VERSADERM 2000 WINDOW DRESSING:

Provides strong but gentle adhesion
Proven bacterial barrier
Simple application

FOR THE FOLLOWING ANATOMICAL SITES:

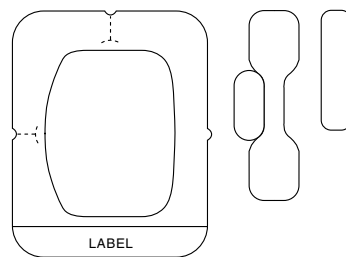
Peripheral IV

RECOMMENDED SITES	CODE NUMBER	SIZE
Peripheral IV	VSD15ST	2" x 1.75"
Peripheral IV	VSD30ST	2.5" x 3"
Peripheral IV	VSD30NST	2.5" x 3"



VSD15ST

VSD30ST



VSD30NST



PHOTO SHOWN IS SG4500.

SiteGuard®

Transparent film dressing.


SITEGUARD DRESSING:

Highly permeable, yet waterproof
Features a wrinkle-free application


FOR THE FOLLOWING ANATOMICAL SITES:

Arterial
Peripheral IV
PICC
Implanted Port
CVC-Subclavian
CVC-Jugular
CVC-Femoral

RECOMMENDED SITES	CODE NUMBER	SIZE
All Sites	SG2300	2" x 3"
All Sites	SG4500	4" x 5"



SG2300



SG4500



PHOTO SHOWN IS STAD55.

Island Dressing

Absorbent dressing with non-adherent pad and adhesive border.

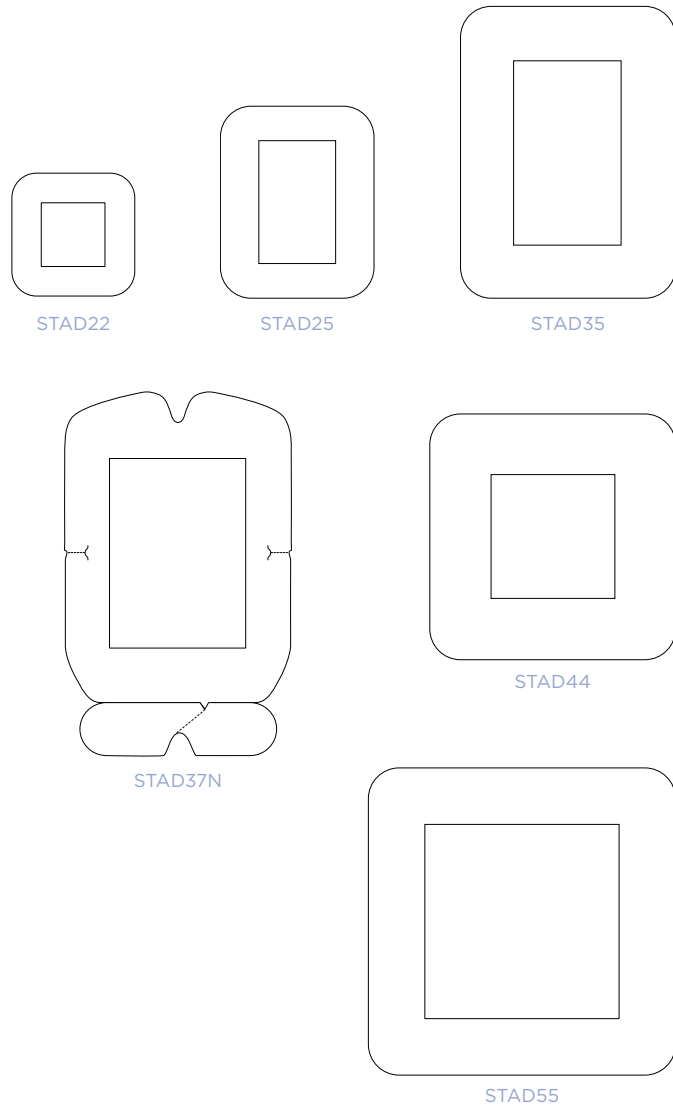
ISLAND DRESSING:

Our version of a trusted standard
 Manufactured with only select materials
 for a high level of purity
 Highly absorbent and breathable

FOR THE FOLLOWING ANATOMICAL SITES:

- Arterial
- Peripheral IV
- Implanted Port
- CVC-Subclavian
- CVC-Jugular
- CVC-Femoral

RECOMMENDED SITES	CODE NUMBER	SIZE
Arterial Peripheral IV	STAD22	2" x 2"
Arterial Peripheral IV	STAD25	2.5" x 3.125"
Implanted Port CVC-Subclavian CVC-Jugular CVC-Femoral	STAD35	3.5" x 4.75"
Implanted Port CVC-Subclavian CVC-Jugular CVC-Femoral	STAD37N	3.75" x 6"
Implanted Port CVC-Subclavian CVC-Jugular CVC-Femoral	STAD44	4" x 4"
Implanted Port CVC-Subclavian CVC-Jugular CVC-Femoral	STAD55	5" x 5"



Securement Products

COMPARISON CHART

SECUREMENT PRODUCT LINE	ARTERIAL	PERIPHERAL IV	PICC	IMPLANTED PORT	CVC SUBCLAVIAN	CVC JUGULAR	CVC FEMORAL
HubGuard® Adhesive-backed foam cushions.	✓	✓	✓	✓	✓	✓	✓
LineGuard™ Adhesive securement strip with fabric or foam base.	✓	✓					
WingGuard® Pliable, adhesive securement device for PICCs.			✓				
Tubing Anchor Securement block controls and secures lines. Adhesive-backed foam base.					✓	✓	✓
Universal & Pre-cut Tape Strips Pre-cut tape strips available in various widths, lengths and materials.	✓	✓	✓	✓	✓	✓	✓

✓ RECOMMENDED



HubGuard®
CATHETER SECUREMENT

Adhesive-backed foam cushions.

13



LineGuard™
J-LOOP SECUREMENT

Adhesive securement strip with fabric or foam base.

14



WingGuard®
PICC SECUREMENT

Pliable, adhesive securement device for PICC lines.

15



Tubing Anchor

Securement block controls and secures lines.
Adhesive-backed foam base.

16



Universal & Pre-cut Tape Strips

Pre-cut tape strips and dressing closures available
in various widths, lengths and materials.

17



PHOTO SHOWN IS HGL4.

HubGuard®

Adhesive-backed foam cushions.

HUBGUARD:

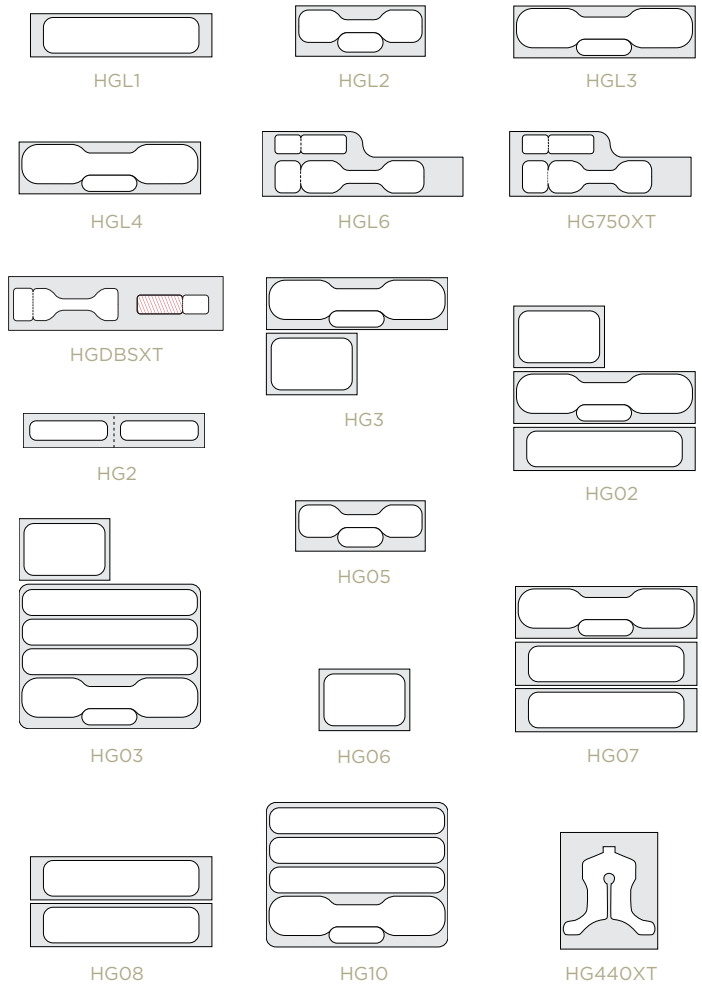
Securely anchors catheter at site to reduce "pistoning" of catheter in vein

Cushion protects skin and provides comfort from catheter hubs

FOR THE FOLLOWING ANATOMICAL SITES:

- Arterial
- Peripheral IV
- PICC
- Implanted Port
- CVC-Subclavian
- CVC-Jugular
- CVC-Femoral

RECOMMENDED SITES	CODE NUMBER	SIZE
All Sites	HGL1**	3" x 3/4"
All Sites	HGL2*	2 3/8" x 5/8"
All Sites	HGL3*	3 3/8" x 3/4"
All Sites	HGL4**	3 3/8" x 3/4"
All Sites	HGL6**	1 - 2 7/8" x 5/8" 1 - 7/8" x 3/8"
All Sites	HGL750XT**	1 - 2 1/2" x 5/8" 1 - 7/8" x 3/8"
All Sites	HGDBSXT**	1 - 2" x 5/8" 1 - 7/8" x 3/8"
All Sites	HG2**	1 1/2" x 3/8"
All Sites	HG3**	3 3/8" x 3/4" 1 - 1" x 1 1/2"
All Sites	HG02**	1 - 3" x 3/4" 1 - 3 3/8" x 3/4" 1 - 1" x 1 1/2"
All Sites	HG03**	1 - 3 3/8" x 3/4" 3 - 3 3/8" x 1/2" 1 - 1" x 1 1/2"
All Sites	HG05**	2 3/8" x 5/8"
All Sites	HG06**	1" x 1 1/2"
All Sites	HG07**	1 - 3" x 3/4" 1 - 3 3/8" x 3/4"
All Sites	HG08**	2 - 3" x 3/4"
All Sites	HG10**	1 - 3 3/8" x 3/4" 3 - 3 3/8" x 1/2"
PICC	HG440XT**	2 1/2" x 2"



Shading denotes double-sided adhesive area

* 1/32" thick PVC Foam
** 1/16" thick PE Foam



PHOTO SHOWN IS LG875XT WITH HG05.

LineGuard™

Adhesive J-loop securement strip with fabric or foam base.

LINEGUARD:

Securely anchors IV tubing to help stabilize site

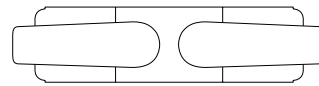
Helps standardize J-loop procedures

Comfortable and conformable to skin

FOR THE FOLLOWING ANATOMICAL SITES:

Arterial
Peripheral IV

RECOMMENDED SITES	CODE NUMBER	SIZE
Arterial Peripheral IV	LG835XT 1/32" Thick Foam on Foam Base (PVC)	3 5/8" x 7/8"
Arterial Peripheral IV	LG875XT 1/16" Thick Foam on Fabric Base	3 5/8" x 7/8"



LG835XT



LG875XT

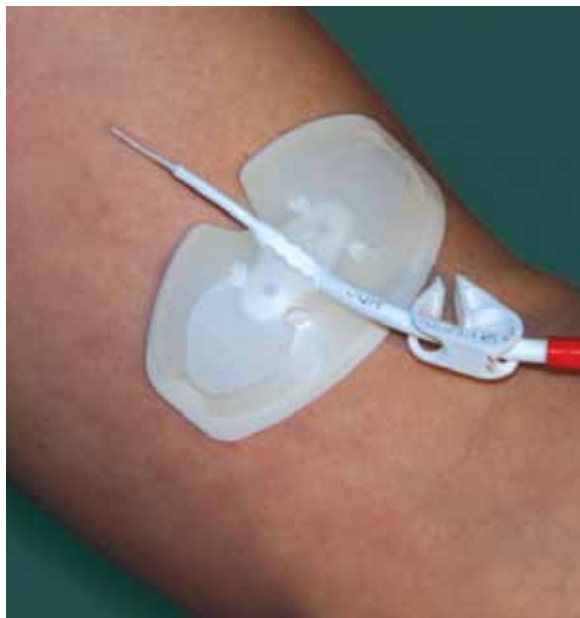


PHOTO SHOWN IS WG711XT.

WingGuard®

Pliable, adhesive securement device for PICC lines.

WINGGUARD:

Universally designed to secure any size or type of PICC catheter

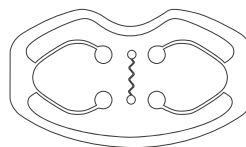
Comfortable, conforms to body contours

Allows for clean removal of dressings

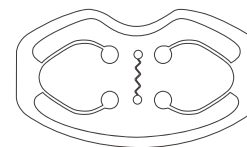
FOR THE FOLLOWING ANATOMICAL SITES:

PICC

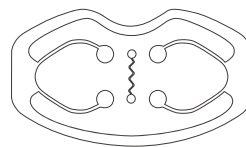
RECOMMENDED SITES	CODE NUMBER	
PICC	WG711XT	2.5" x 1.5"
	1/32" Thick PVC Foam Base	
PICC	WG811XT	2.5" x 1.5"
	1/16" Thick PE Foam Base	



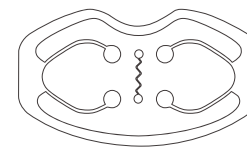
WG711XT



WG811XT



WGH711XT



WGH811XT



PHOTO SHOWN IS ANC32XT.

Tubing Anchor

Securement block with channels that secure tubing.
Adhesive-backed foam base.

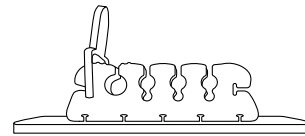
TUBING ANCHOR:

Alleviates line stress to the site
so dressings stay on better
Keeps tubing from twisting and
getting tangled
Comfortable, conforms to
body contours

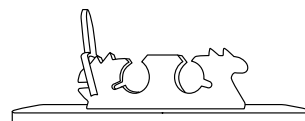
FOR THE FOLLOWING ANATOMICAL SITES:

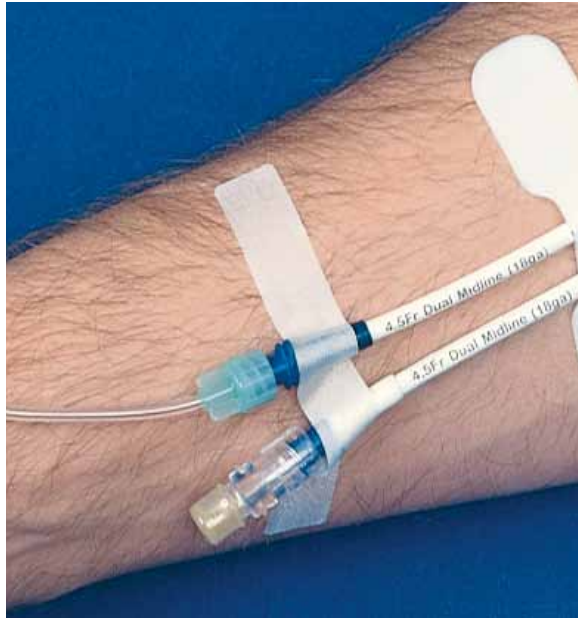
CVC-Subclavian
CVC-Jugular
CVC-Femoral

RECOMMENDED SITES	CODE NUMBER
CVC-Subclavian CVC-Jugular CVC-Femoral	ANC32XT
CVC-Subclavian CVC-Jugular CVC-Femoral	ANC52XT



ANC32XT





Universal Tape Strip

Fabric dressing closure with notch.

Assorted Tape Strips

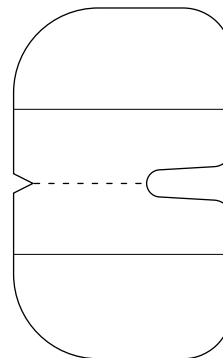
Available in various widths, lengths and materials. (Several roll tapes also available.)

Universal Tape Strips sized to fit most CVC dressings and catheters
 Improves securement and stabilization
 Perforated for easy removal
 Available only within sterile kits or in sterile dressing packages

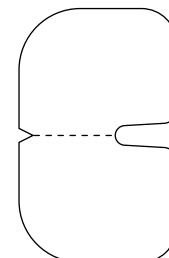
FOR THE FOLLOWING ANATOMICAL SITES:

All Sites

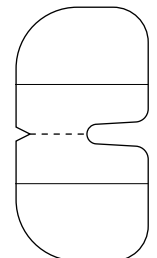
RECOMMENDED SITES	CODE NUMBER	SIZE
All Sites	UD24	2¼" x 3½"
All Sites	UD25	1⅝" x 2⅝"
All Sites	UD26	1⅜" x 2⅝"



UD24



UD25



UD26



PHOTO SHOWN IS CPSS31XT.

Systems

Complete systems for all-inclusive site security.

Stabilizes the catheter, secures the site and protects the patient – all in one system

Standardizes procedures; takes the guesswork out of application and removal

FOR THE FOLLOWING ANATOMICAL SITES:

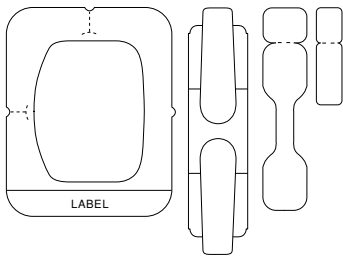
Peripheral IV
PICC

PERIPHERAL SECURITY SYSTEM INCLUDES:

CPSS31XT
RECOMMENDED SITE:

VersaDerm 2000
LineGuard
HubGuard

Peripheral IV

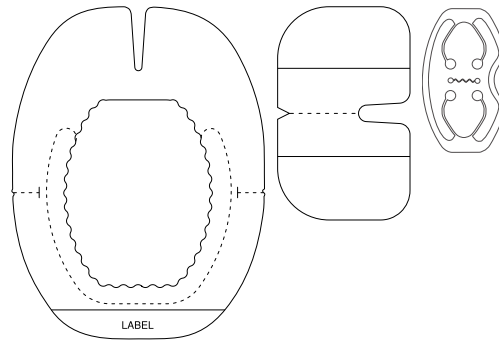


PICC SECURITY SYSTEM INCLUDES:

CPSS50XT
RECOMMENDED SITE:

SorbaView Ultimate
WingGuard
Universal Tape Strip

PICC

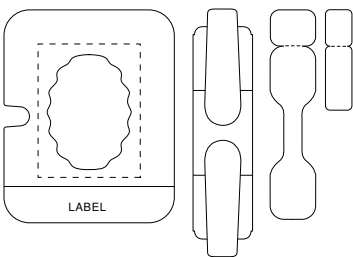


PERIPHERAL SECURITY SYSTEM INCLUDES:

CPSS35XT
RECOMMENDED SITE:

SorbaView 2000
LineGuard
HubGuard

Peripheral IV

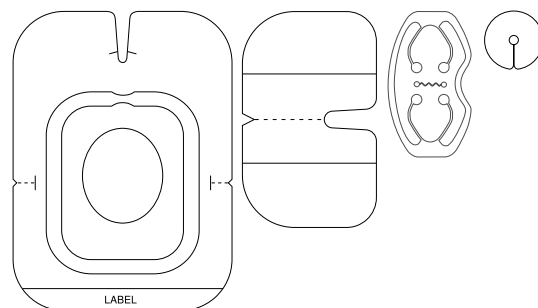


VASCULAR LINE MANAGEMENT SYSTEM INCLUDES:

CLMS80XT
RECOMMENDED SITE:

SorbaView Ultimate
WingGuard
Universal Tape Strip
BIOPATCH

PICC



RECOMMENDED DRESSING PRODUCTS:

RECOMMENDED SECUREMENT PRODUCTS:

ARTERIAL

SorbaView® SHIELD 1

SorbaView® 2000 6

SiteGuard® 9

Island Dressing..... 10

HubGuard® 13

LineGuard™ 14

Pre-cut Tape Strips..... 17

PERIPHERAL IV

SorbaView® SHIELD 1

SorbaView® 2000 6

VersaDerm® 2000 8

SiteGuard® 9

Island Dressing..... 10

HubGuard® 13

LineGuard™ 14

Pre-cut Tape Strips..... 17

Peripheral Security System 18

PICC

SorbaView® SHIELD 1

SorbaView® Ultimate..... 5

SorbaView® 2000 6

SiteGuard® 9

HubGuard® 13

WingGuard® 14

Universal & Pre-cut Tape Strips..... 17

PICC Security System..... 18

Vascular Line Management System 18

IMPLANTED PORT

SorbaView® SHIELD 1

SorbaView® Ultimate..... 5

SorbaView® 2000 6

SecureView® Port..... 7

SiteGuard® 9

Island Dressing..... 10

HubGuard® 13

Universal & Pre-cut Tape Strips..... 17

CVC-SUBCLAVIAN
CVC-JUGULAR
CVC-FEMORAL

SorbaView® SHIELD 1

SorbaView® Ultimate..... 5

SorbaView® 2000 6

SecureView® Port..... 7

SiteGuard® 9

Island Dressing..... 10

HubGuard® 13

Tubing Anchor..... 16

Universal & Pre-cut Tape Strips..... 17

COMPARISON CHARTS

SHIELD PRODUCT LINE	ARTERIAL	PERIPHERAL IV	PICC	IMPLANTED PORT*	CVC SUBCLAVIAN	CVC JUGULAR	CVC FEMORAL
SorbaView® SHIELD Window Dressing featuring built-in SHIELD Technology for maximum catheter securement in one step.	✓	✓	✓	✓	✓	✓	✓

DRESSING PRODUCT LINE	ARTERIAL	PERIPHERAL IV	PICC	IMPLANTED PORT	CVC SUBCLAVIAN	CVC JUGULAR	CVC FEMORAL
SorbaView® Ultimate Window Dressing with fabric border and non-adherent absorbent pad. Featuring Centurion Ultimate Film.			✓	✓	✓	✓	✓
SorbaView® 2000 Window Dressing with fabric border and non-adherent absorbent pad.	✓	✓	✓	✓	✓	✓	✓
SecureView® Port Window Dressing with fabric border. Features adhesive-free zone in center of window.				✓	✓	✓	✓
VersaDerm® 2000 Window Dressing with fabric border.		✓					
SiteGuard® Transparent film dressing.	✓	✓	✓	✓	✓	✓	✓
Island Dressing Absorbent dressing with non-adherent pad and adhesive border.	✓	✓		✓	✓	✓	✓

SECUREMENT PRODUCT LINE	ARTERIAL	PERIPHERAL IV	PICC	IMPLANTED PORT	CVC SUBCLAVIAN	CVC JUGULAR	CVC FEMORAL
HubGuard® Adhesive-backed foam cushions.	✓	✓	✓	✓	✓	✓	✓
LineGuard™ Adhesive securement strip with fabric or foam base.	✓	✓					
WingGuard® Pliable, adhesive securement device for PICCs.			✓				
Tubing Anchor Securement block controls and secures lines. Adhesive-backed foam base.					✓	✓	✓
Universal & Pre-cut Tape Strips Pre-cut tape strips available in various widths, lengths and materials.	✓	✓	✓	✓	✓	✓	✓

*Depending on size of huber needle

 RECOMMENDED

COMPARISON CHARTS

SHIELD PRODUCT LINE	ARTERIAL	PERIPHERAL IV	PICC	IMPLANTED PORT*	CVC SUBCLAVIAN	CVC JUGULAR	CVC FEMORAL
SorbaView® SHIELD Window Dressing featuring built-in SHIELD Technology for maximum catheter securement in one step.	✓	✓	✓	✓	✓	✓	✓

DRESSING PRODUCT LINE	ARTERIAL	PERIPHERAL IV	PICC	IMPLANTED PORT	CVC SUBCLAVIAN	CVC JUGULAR	CVC FEMORAL
SorbaView® Ultimate Window Dressing with fabric border and non-adherent absorbent pad. Featuring Centurion Ultimate Film.			✓	✓	✓	✓	✓
SorbaView® 2000 Window Dressing with fabric border and non-adherent absorbent pad.	✓	✓	✓	✓	✓	✓	✓
SecureView® Port Window Dressing with fabric border. Features adhesive-free zone in center of window.				✓	✓	✓	✓
VersaDerm® 2000 Window Dressing with fabric border.		✓					
SiteGuard® Transparent film dressing.	✓	✓	✓	✓	✓	✓	✓
Island Dressing Absorbent dressing with non-adherent pad and adhesive border.	✓	✓		✓	✓	✓	✓

SECUREMENT PRODUCT LINE	ARTERIAL	PERIPHERAL IV	PICC	IMPLANTED PORT	CVC SUBCLAVIAN	CVC JUGULAR	CVC FEMORAL
HubGuard® Adhesive-backed foam cushions.	✓	✓	✓	✓	✓	✓	✓
LineGuard™ Adhesive securement strip with fabric or foam base.	✓	✓					
WingGuard® Pliable, adhesive securement device for PICCs.			✓				
Tubing Anchor Securement block controls and secures lines. Adhesive-backed foam base.					✓	✓	✓
Universal & Pre-cut Tape Strips Pre-cut tape strips available in various widths, lengths and materials.	✓	✓	✓	✓	✓	✓	✓

*Depending on size of huber needle

✓ RECOMMENDED

CENTURION
MEDICAL PRODUCTS

100 CENTURION WAY | P.O. BOX 510 | WILLIAMSTON | MICHIGAN | 48895
517.546.5400 | 800.248.4058 | fax 517.546.9388 | www.centurionmp.com